

XBOX 360

LIVE

PRINCE OF PERSIA



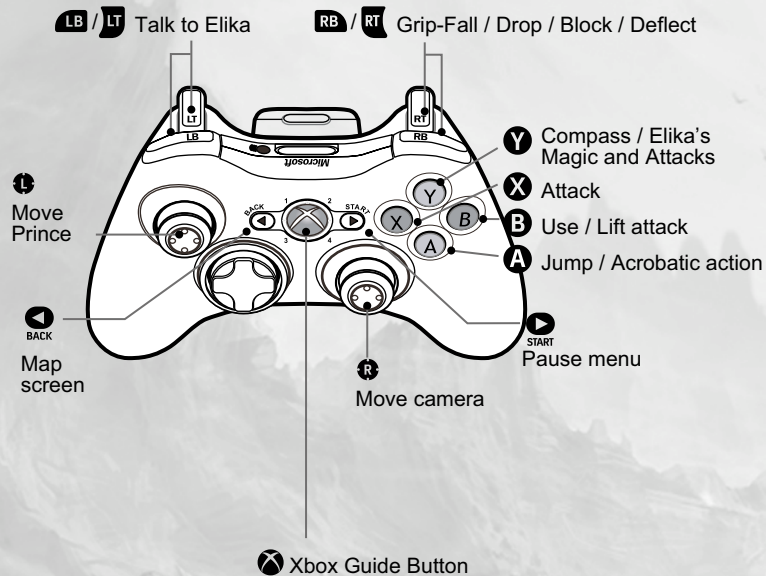
TABLE OF CONTENTS

Game Controls	2
Xbox LIVE®	2
Getting Started	3
The Celestial War	4
Characters	5
The Corrupted	7
Movement	9
The Power of Ormazd	11
Map Screen	12
Combat	13
Tips	14
Warranty	16
Technical Support	inside back cover



GAME CONTROLS

Xbox 360® Controller



Basic Controls

- A button:** Jump / Acrobatic action
- B button:** Use / Lift attack
- X button:** Attack
- Y button:** Compass / Elika's magic / Elika's attacks
- RB/RT:** Grip-Fall / Drop / Block / Deflect
- LB/LT:** Talk to Elika
- BACK:** Map screen
- START:** Pause menu

XBOX LIVE®

Play anyone and everyone, anytime, anywhere on Xbox LIVE. Build your profile (your gamer card). Chat with your friends. Download content at Xbox LIVE Marketplace. Send and receive voice and video messages. Get connected and join the revolution.


Connecting

Before you can use Xbox LIVE, connect your Xbox 360® console to a high-speed Internet connection and sign up to become an Xbox LIVE member. For more information about connecting, and to determine whether Xbox LIVE is available in your region, go to www.xbox.com/live.

Family Settings

These easy and flexible tools enable parents and caregivers to decide which games young game players can access based on the content rating. For more information, go to www.xbox.com/familysettings.

GETTING STARTED



Main Menu Screen

New Game: Start your adventure.

Load Game: Load a game from the last save point.

Options: Adjust game settings – Display, Sound, Combo List, and Controls.

Extras: Access special content unlocked during the game.



Game Files Menu

Save Game: Open this menu to save your game. This can be done at any time in the game.

Load Game: To continue a saved game, choose Load Game from the Main Menu.

THE CELESTIAL WAR

A thousand years ago, the world was in balance. For light there was darkness, for darkness, light – but Ahriman the God of Darkness was hungry and he stretched out his shadow, sending forth his corrupted followers to conquer all he did not possess.

Unwilling to be a party to the destruction, Ormazd the God of Light retreated from Ahriman, hoping for peace, but as the Corruption spread, overcoming even the City of Light, Ormazd was forced to act. The world was plunged into war.

Outnumbered, Ormazd and his Ahura, the Warriors of the Light, faced destruction until Ormazd tricked Ahriman into the Tree of Life, supposedly sealing him there for eternity. With the war finished, Ormazd surveyed the destruction that resulted from his reluctance to act. Unable to face the consequences of his actions, Ormazd turned his back upon the world and left for the stars.


For a thousand years the Ahura have tended the Tree, keeping Ahriman imprisoned. As time has passed, their faith and powers have waned. Their city has fallen to ruins and the Ahura have dwindled to but a mere handful of the faithful. Now, Ahriman's voice can be heard whispering from his prison and the balance of the world is set to change once more.

The wind is free, but the sand goes where it is blown.

*Unaware of the world around it, whirling on the breath of the Gods,
at the mercy of the storm that engulfs it.*

What is one grain of sand in the desert?

One grain amongst the storm?



CHARACTERS

The Prince

Born to an ordinary family, the Prince is a drifter. He is a man without title, a man without a calling. A Prince in nickname only, he wanders from adventure to adventure in search of fortune.

When he was only a boy, his immediate family was killed in a war. Since then he has made no lasting ties or close connections. To him the past is gone and the future will take care of itself. All that matters is now – the thrill of the moment, the next heartbeat, the next death-defying leap. While the Prince's adventures have taken him across the ancient world and into encounters with robbers, mad kings, and fantastical creatures, fate always seems to strip him of his treasures, leaving him with only stories to tell. As he returns from another adventure – this time loaded with gold – he feels his fortunes may have changed, life might finally have given him some luck...that is, until he is swept up by a sandstorm and falls into a canyon, the course of his life once again altered. This time fate has more in store for him – this time he may find more than gold.



Elika

Born a princess of a small state, Elika has lived in a land cut off from outside contact. For generation upon generation the Ahura have guarded the Tree of Life to prevent Ahriman from being released to plague the universe once more. Brought up amongst the stuff of legend and tied to an eternal duty, Elika's life has been far from one of luxury. When her mother died and Elika's father the King retreated into mourning, Elika was left to care for her people.

A practical and intelligent woman in a patriarchal society, Elika's life has been given to duty. That has not stopped her from dreaming of more, but there has never been anyone to show her what lies beyond her land, what exists beyond duty.



The Mourning King

King to the Ahura and leader of a dying faith, the King retreated from his duties and fell into grief when his wife died. Shutting himself off from the world, the Mourning King has neglected his people, leaving what remained of the City of Light to slide into ruins as the few remaining Ahura left the kingdom and abandoned their task.



*The heavens are a desert without their stars
The sands eternal
All compass lost to the void
Speak then your grief to the heavens
Pray your heart's blood can rekindle the spark
And the star that was lost
Can burn once more against the dark*


THE CORRUPTED

Ahriman – God of Darkness

Ahriman, who spawned the darkness of space and was the first to feel envy and hatred, was not content with possessing and controlling his half of the universe. Craving more, Ahriman set out to take all that remained from the God of Light, his brother Ormazd. As his darkness and Corruption spread, Ahriman could taste victory. That is, until Ormazd tricked him into the Tree of Life, leaving him imprisoned for a thousand years. A thousand years of pain. A thousand years of planning. A thousand years of patience. Ahriman has not weakened, he has merely waited.

The Hunter

The Hunter was a prince who grew up surrounded by riches and indulgence. Everything he wanted was his and more. Of all his fancies, his favorite pastime was the hunt and he learned his skills from the best advisers he could find. Soon he had tracked and killed every variety of creature that lived in the kingdom. What challenge, then, remained for him, and who could give it to him?



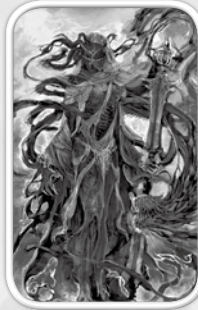
The Alchemist

A dedicated and brilliant man, the Alchemist worked and studied in the City of Light. Having achieved many successes, the Alchemist felt that he was close to unlocking the secrets of the universe. As his studies progressed, however, his health began to fail. Desperate to continue his studies, he turned to Ormazd and asked for help...with just a few more years he was sure he could decode life itself and find a way to live for eternity. Ormazd was deaf to him, and so the Alchemist looked for another way to extend his life and another master to serve.



The Concubine

A beautiful woman adept at navigating the politics of the court, the Concubine knew that despite her intellect the real power in her land rested with men. Her only route to influence and riches was to use her beauty to manipulate those who held the power she craved. With beauty, though, comes jealousy, and when the Concubine became involved with a man of great power, another woman had her beaten and scarred. Left without a way to acquire the influence she worshipped, the Concubine turned to the one who could give her power.



The Warrior

The Warrior was the king of a peaceful people besieged by violence on all sides. As his kingdom faced destruction, he heard Ahriman's voice offering his people salvation in return for his soul. The Warrior accepted Ahriman's offer and became a creature capable of killing those who sought the end of his people. Having defeated the attacking forces, however, he realized that he could not return to his people, as he had become everything they rejected. So, the Warrior left his people to fulfill his vow to serve Ahriman.



Soldiers of Ahriman

These enemies are men and women who have been turned into corrupt monsters by Ahriman. Soulless, merciless, they exist to do one thing...serve Ahriman.



Corruption

A creeping, engulfing manifestation of Ahriman's power, Corruption changes all it touches to darkness. Deadly to all who are not protected by Ormazd's power, only Elika can resist it.

Corruption Traps

Moving, oozing Corruption can sense Ahriman's enemies and strike at them. Unleashed by the Corrupted, these traps await the unwary and make the Corrupted lands a very dangerous place to be.

MOVEMENT

Basic Movement

- **Run:** **R** moves the Prince. The further you push **R** the faster the Prince will move in that direction.
- **Jump:** Press **A** to jump.
- **Wall-Run:** Use **R** and press **A** to jump onto a wall and run along it, or up it, depending on which way the Prince is facing. To jump off the wall, press **A** while wall-running.



- **Roof-Run:** When the Prince reaches the top of a column he can roof-run, press **A** to run along the ceiling.
- **Grip-Fall:** While hanging from a ledge, from vines, or when on a vertical section of wall, use **RT/RS** to slide down the wall. Use **L** to move left or right, while grip-falling.



- **Drop:** Use **RT/RS** to drop off beams, poles, vines, fissures, and all platform edges.

Acrobatics



- **Ledges and fissures:** Use **L** to move the Prince along ledges, or up and down fissures. When he can go no further, the Prince will lean out, showing he's ready to wall-run.
- **Pole:** When hanging from a pole, use **L** to move and press **A** to swing off the pole.
- **Slide:** The Prince will automatically perform a slide when he lands on slide slopes. Use **L** to steer him during these slides and press **A** to jump off.
- **Vines:** Many of the walls and cliffs have areas of vines that can be climbed. Jump onto them, then use **L** to move around. Once the Prince reaches the edge, he can wall-run to safety. Simply push **L** in the direction you want to go (the Prince will lean in that direction) and press **A** to wall-run.
- **Rings and ring switches:** The Prince can use rings to climb, swing across gaps, or activate switches. To swing, or to activate the switch, press **L** while holding the ring.
- **Beam:** Simply use **L** to move the Prince while on a beam. Press **A** to jump off.

Elika's Magic

- **Compass:** If a destination has been selected on the map, then Elika can show the way to that destination. Press **V** during the game to trigger the compass power.
- **Healing:** When she reaches a Fertile Ground, Elika has the power to concentrate the energy of the land to heal it, freeing it from Ahriman's Corruption. Simply tap **V** repeatedly to heal a Corrupted land.



- **Jump:** During a jump, the Prince can call upon Elika's magic to extend his jump distance. Press **V** to call Elika.
- **Teleport:** It is possible to teleport the Prince and Elika to any healed Fertile Ground, or to the Temple. Open the Map screen, select your destination using **L**, then press **V** to teleport. Please note, however, that Elika's teleport powers only work when she and the Prince are in a healed land. Ahriman's Corruption prevents her from teleporting out of or into corrupt lands.
- **Save me:** If the Prince is about to die, then Elika will save him. This is automatic and works in both acrobatic and fight situations.

THE POWERS OF ORMAZD

The Land of the Ahura is protected by power plates that can only be activated once Elika has gained the powers of Ormazd. These plates can't be used right away, as Elika's powers need to grow. To gain powers, the Prince and Elika must collect Light Seeds. Once she has enough Light Seeds, Elika will direct the Prince to return to the Temple and gain their new power.

Active power plates will light up to show that they can be used. Each power can only be used on the power plates that match it.

The Step of Ormazd (Rebound)

This power gives Elika and the Prince the power to make huge jumps, rebounding between power plates. Once Elika has this power, press **V** when on this power plate.

The Breath of Ormazd (Dash)

This power allows the Prince and Elika to do a gravity-defying wall-run. When on an active dash plate, simply press **V** to trigger the power, then use **L** to move left or right while running.

The Wings of Ormazd (Fly)

This power allows the Prince and Elika to fly between power plates. Press **V** to trigger this power, then use **L** to steer.

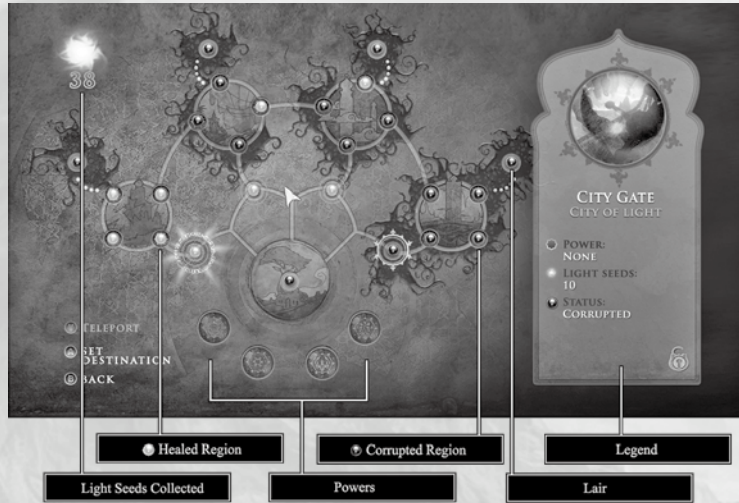
The Hand of Ormazd (Grapple)

This power acts like a grappling hook, allowing the Prince and Elika to swing over and around obstacles and between power plates. When on the correct power plate, press **V** to activate the power.



MAP SCREEN

Press to open the map so you can find your way, set destinations, and teleport.



Set next destination: Use to select a destination; then press to set it.

Corrupted land: The Prince and Elika must reach the Fertile Ground in each of these lands in order to heal them.

Healed land: This is a land the Prince and Elika have healed. Healed lands contain Light Seeds that are released after a Healing.

Powers: Once they have enough Light Seeds, the Prince and Elika can go to the Temple to activate one of the Powers of Ormazd that will give them access to new lands.

Teleport: Elika can teleport from one healed land to another. Highlight a destination then press to teleport there.

COMBAT

Defense

- **Blocking:** Hold to adopt a defensive stance. The Prince can block all standard attacks.
- **Deflecting:** Use just before the Prince is hit to deflect an attack. The Prince can only deflect standard attacks.
- **Weakened state:** If the Prince fails to block an attack, he will be weakened. If the enemy hits the Prince again they will have a chance to kill him!

Attack

- **Attack:** Press .
- **Elika's attacks:** Press to call Elika to use her magic during combat.
- **Gauntlet attack:** Press to perform a gauntlet attack that will lift the enemy into the air. Press twice to perform a throw and cause damage to your opponent.
- **Acrobatic action:** Pressing within attack range will make the Prince leap over an enemy or perform an aerial attack. When out of range, use and press to perform a Quickstep to dodge long-range attacks.
- **Combos:** Chain , , , and to perform combos. See the Combo List in the Options screen for a list of the different combo varieties.

Enemy Attacks

- **Standard attacks:** Enemies perform both slow and fast attacks to build up combos. The Prince can block these attacks. Hold to block the enemy's combo.
- **Heavy Attacks**
 - **Blockbreaker:** Enemies will use this to break the Prince's defensive stance.
 - **Pushback:** Enemies will use this to push the Prince back.
 - **Knockdown:** Enemies will use this to force the Prince to the ground.
- **Dodge and counterattacks:** If the Prince attacks while out of attack range, the Opponent will automatically seize the opportunity to dodge and then counterattack. The Prince can block, or deflect these counterattacks.



Enemy's Special Attacks

These can be linked to any normal attack and need the Prince to react quickly during slow-motion sections.

- **Leaping attack:** When an enemy leaps into the air, press to dodge the attack.
- **Grab attack:** When an enemy grabs the Prince, press to break free.
- **Weapon attack:** Tap repeatedly to parry an enemy's attack.
- **Corruption attack:** Press so Elika can free the Prince from the Corruption.
- **Fatal attack:** If the enemy attempts to kill the Prince while he is on the ground, a random button will appear on-screen – quickly press the equivalent button on the controller to deflect the attack!

Enemy's States

The Corrupted can call upon Ahri-man to enter various states during combat. Each state gives the Corrupted powers that make them even more dangerous. The Prince can end these states by starting combos with the correct attack.

- **Fury (blue):** Only the Prince's Sword Attack will be able to stop this. Start combos with .
- **Guard (orange):** Only the Prince's Gauntlet Attack will be effective here. Start combos with .
- **Corruption (black):** Only Elika's Magic Attack will work here. Start combos with .
- **Weak:** The opponent is temporarily weakened. Any attack will work in this state.

Struggle Mini-Game



Whenever the Prince or an enemy is forced against a wall or a ledge, a Struggle Mini-Game will start. Tap **X** repeatedly to struggle against the enemy.

TIPS

- If you get lost, Elika is there to help you. Press **V** to use Elika's compass power.
- Use **T**/**Q** to talk to Elika throughout the game. She will help the Prince with puzzles and will tell him more about herself, the area, and the enemies he faces.
- When wall-running, always wait until the end of the wall-run section before jumping off the wall.
- When blocking an opponent the Prince can also strafe faster than normal. Use this to help the Prince in combat.
- Not all enemies are vulnerable to sword or magical attacks – be ready to use the environment to win fights.
- Failing in combat can lead to Elika being weakened. Look after Elika by looking after yourself.
- Beware: if Elika needs to save the Prince during combat, this also gives the enemy a chance to regain some of their health.
- Don't forget to visit www.princeofpersiagame.com for hints, tips, and special behind-the-scenes videos.
- Have fun!



Register this game now and stay in the know!

It's simple: Go to www.ubireg.com and register your product, and you will receive a coupon code good for 10% off your next purchase at the Ubisoft online store. You can also get exclusive game updates, participate in surveys, and win cool prizes! Look for the details on www.ubi.com!

Thanks,
The Ubisoft Team

Prince of Persia®
Proof of Purchase



© 2008 Ubisoft Entertainment. All Rights Reserved. Based on Prince of Persia® created by Jordan Mechner. Ubisoft, Ubi.com, and the Ubisoft logo are trademarks of Ubisoft Entertainment in the U.S. and/or other countries. Prince of Persia is a trademark of Jordan Mechner in the U.S. and/or other countries used under license by Ubisoft Entertainment. Uses Bink Video. Copyright © 1997–2008 by RAD Game Tools, Inc.

Stuck in the game? GET SOME HELP!

VISIT: www.princeofpersiagame.com/help

- Video walkthrough for the single-player campaign
- List of Achievements

Technical Support

Before contacting Ubisoft's Technical Support Department, please first read through this manual. Also browse through our FAQ listings or search the support database at our website, <http://support.ubi.com>. Here you will find the most recently updated information since the game's release.

Whenever you contact the Technical Support Department, please include the following information or have it available if you are calling:

- Full product title
- Game console you are using

Support Over the Internet

This is the best way to find answers to common issues with our games. Our Frequently Asked Questions list is available 24 hours a day, 7 days a week and contains the most up-to-date Technical Support information available, including patches that can be downloaded free of charge. We update the Support pages on a daily basis, so please check here first for solutions to your problems:

<http://support.ubi.com>.

Contact Us by Webmail

Due to high volumes of spam, viruses, and other non-support-related contacts, we no longer offer support via standard email. However, we do provide something better, webmail. By taking your questions directly through our website we have completely eliminated all spam contacts. As a result, we are able to respond to your questions much more quickly than we could through standard email. To send us a webmail, simply log into our site at <http://support.ubi.com>.

From this site, you will be able to enter the Ubisoft Solution Center, where you can browse through our lists of Frequently Asked Questions (FAQ), search our database of known problems and solutions, and send in a request for personal assistance from a Technical Support representative by using the **Ask a Question** feature on the Frequently Asked Questions page. Most webmail contacts are responded to within two business days.

Contact Us by Phone

You can also contact us by phone by calling **(919) 460-9778**. Please note that this number is for technical assistance only. No gameplay hints or tips are given over the Technical Support line. When calling our Technical Support line, please make sure you are in front of your gaming system and have all of the necessary information listed above at hand. Be advised that our Technical Support representatives are available to help you **Monday through Friday from 9 am–9 pm Eastern Time**. While we do not charge for technical support, normal long distance charges apply. To avoid long distance charges, or to contact a support representative directly after these hours, please feel free to browse our Frequently Asked Questions lists or to send us a webmail. Webmail questions usually receive a response within two business days.

Pour du service en français, veuillez contacter / Para la ayuda en español llame: (866) 824-6515

Contact Us by Standard Mail

If all else fails you can write to us at:

Ubisoft Technical Support • 3200 Gateway Centre Blvd. • Suite 100 • Morrisville, NC 27560

Return Policy

Please do not send any game returns directly to Ubisoft before contacting Technical Support. It is our policy that game returns must be dealt with by the retailer or online site where you purchased the product. If you have a damaged or scratched CD, please visit the FAQ listing for your game and get the latest replacement policy and pricing. We will not accept unsolicited returns/exchanges without prior approval and an RMA (Return Materials Authorization) number from a support representative.

Microsoft, Xbox, Xbox 360, Xbox LIVE, and the Xbox logos are trademarks of the Microsoft group of companies and are used under license from Microsoft.